

Registering for eBay

Register: Enter Information [Help](#)

1. Enter Information 2. Check Your Email

Register now to bid, buy, or sell on any eBay site worldwide. It's easy and **free**. Already registered? [Sign in now](#).

Your Personal Information - All fields are required

Want to [register as a business](#)?

First name Last name

Street address

City

State / Territory Postcode Country or Region

Primary telephone

Telephone is required if there are questions about your account

Email address

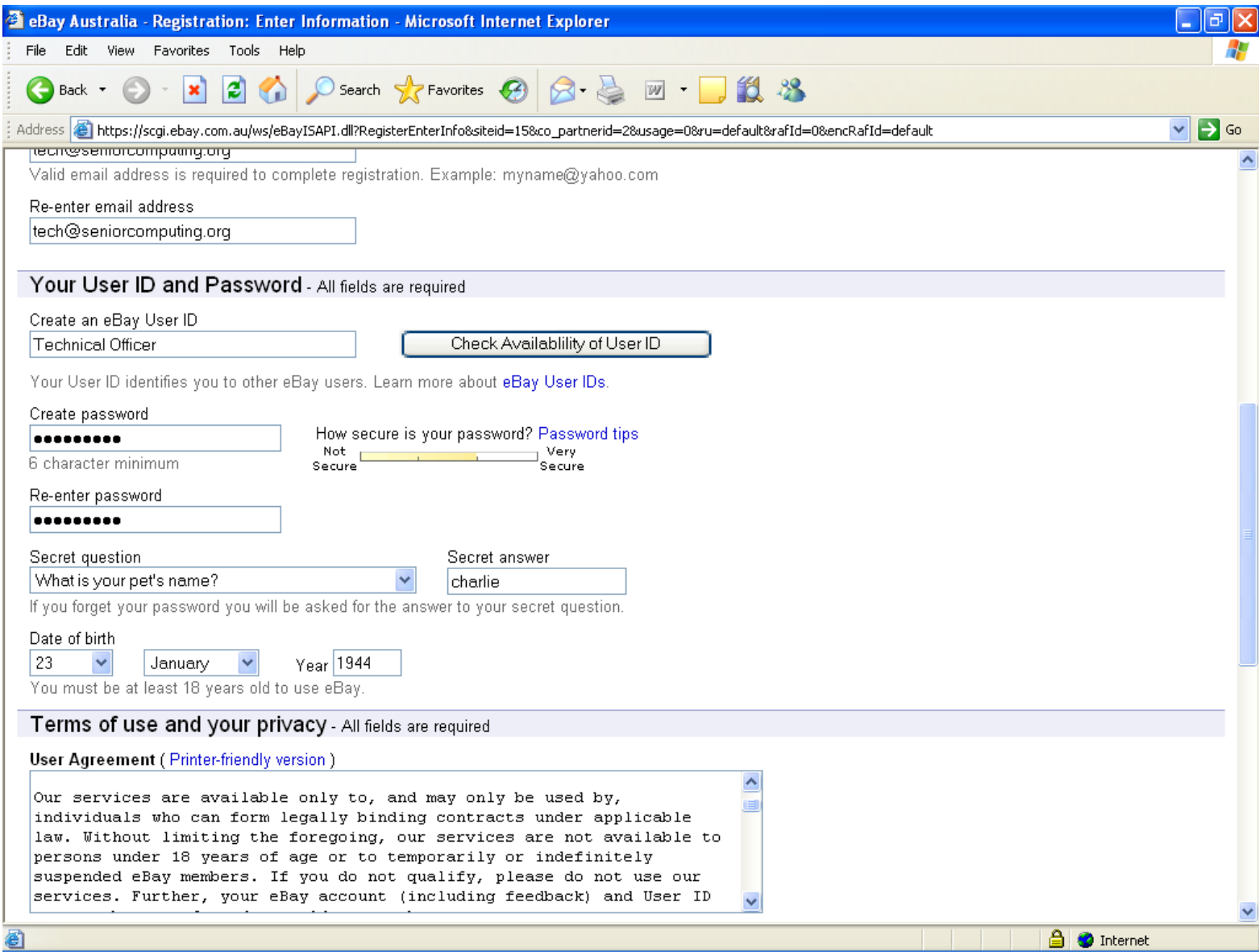
Valid email address is required to complete registration. Example: myname@yahoo.com

Re-enter email address

Your privacy is important to us
eBay does not rent or sell your personal information to third parties without your consent.
To learn more, read our [privacy policy](#).

It is necessary to fill in your personal information and will note that all fields are required.

Unless otherwise stated when you purchase an item the address you fill in here is the address that will be shown as your delivery address. A valid email address is also required.



You need to create your User ID and Password, the ID is the name that you will be known as on eBay and your password will be needed each time you log in to your My eBay site.

Check the security of your password on the scale, it is usually recommended to add some numbers if your password is not very secure or change it altogether. Eg mickeymouse or mickeymouse1947

law. Without limiting the foregoing, our services are not available to persons under 18 years of age or to temporarily or indefinitely suspended eBay members. If you do not qualify, please do not use our services. Further, your eBay account (including feedback) and User ID

Privacy Policy ([Printer-friendly version](#))

Privacy Policy
Overview

Welcome to eBay International A.G.'s ("eBay's") Privacy Policy. Your privacy is very important to us. You must read and agree to the terms of this Privacy Policy before becoming an eBay member. As part of the normal operation of our services we collect, use and, in some cases,


Please check the boxes below:

- I have read and accept the User Agreement and Privacy Policy above and the terms and policies incorporated by reference.
- I agree to be contacted in accordance with the default settings of my Notification Preferences and understand that I can change those preferences at any time by going to the Notification Preferences section in My eBay.
- I understand that the information I provide will be collected by eBay International A.G. and stored and processed by eBay Inc. located in San Jose, CA.

[Continue >](#)

Copyright © 1995-2006 eBay Inc. All Rights Reserved. Designated trademarks and brands are the property of their respective owners. Use of this Web site constitutes acceptance of the eBay [User Agreement](#) and [Privacy Policy](#).

[eBay official time](#)

 **VeriSign Secured**
VERIFY ▶
[About SSL Certificates](#)

You need to acknowledge that you have read and accept the User Agreement. This is done by checking the appropriate box.

When completed click on the Continue> Tab


Complete Your eBay Registration

File Edit View Tools Message Help

Reply Reply All Forward Print Delete Previous Next Addresses

From: eBay Registration
Date: Wednesday, 19 July 2006 2:02 PM
To: ascca123
Subject: Complete Your eBay Registration

Please note that this is a system generated email. Please do not reply to this email. If you have questions, please click the following link or paste it in your browser. <http://pages.ebay.com.au/help/basics/select-support.html>



eBay sent this message to ASCCA Tech (ascca123).
 Your registered name is included to show this message originated from eBay. [Learn more.](#)

Complete Your eBay Registration

Dear ascca123,

To complete your eBay registration, click the "Activate your eBay Membership" link below.

[Activate Your eBay Membership](#)

If the above link does not work:

1. Write down this confirmation code: 69694
2. Type in or copy and paste this link into your Web browser:
<http://cgi4.ebay.com.au/ws/eBayISAPI.dll?RegisterConfirmCode&onepagereg=1>
3. Enter your confirmation code.

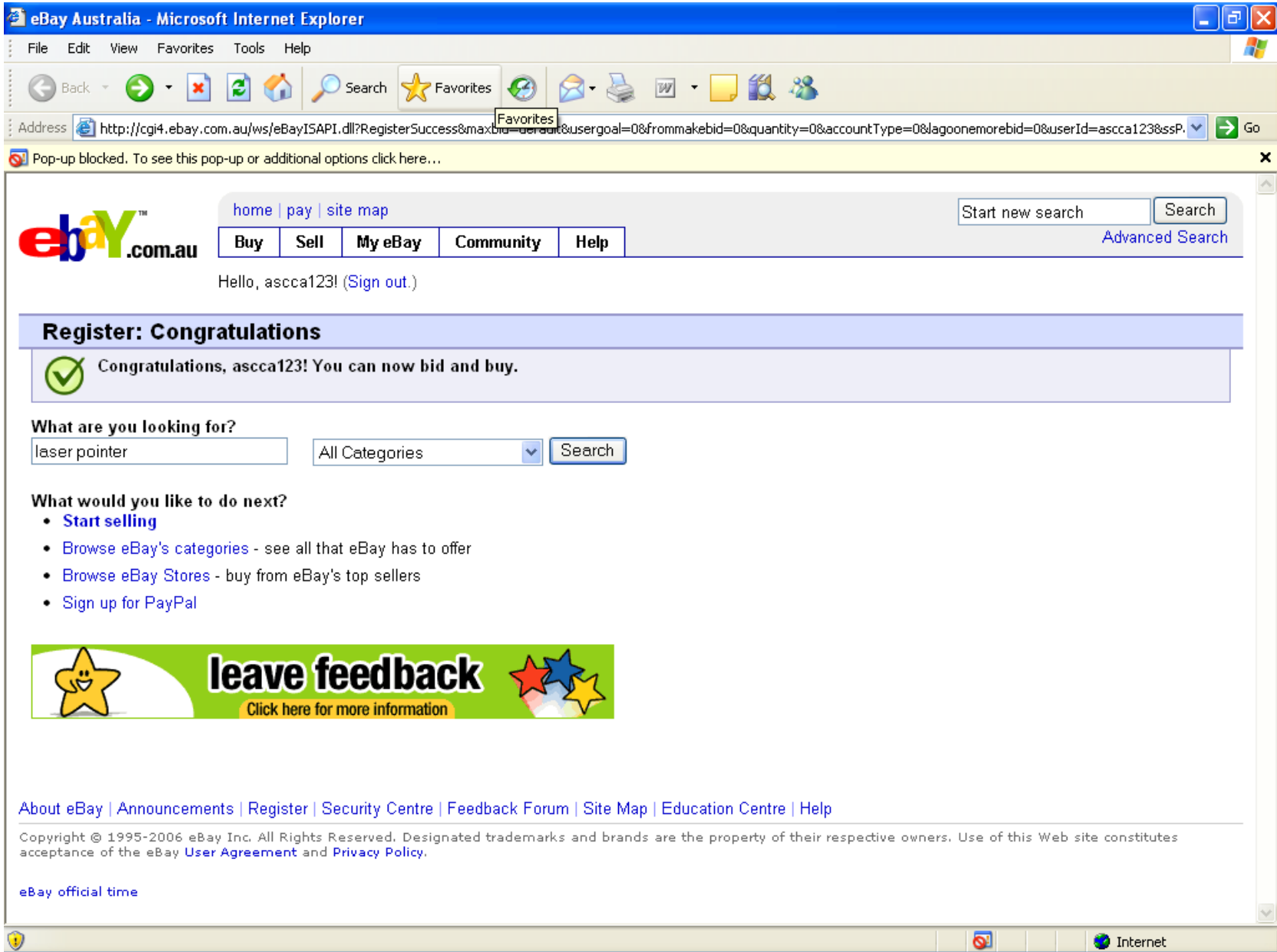
If you need additional help, contact [eBay's Customer Support](#)

Learn how you can protect yourself from spoof (fake) emails at:
<http://pages.ebay.com.au/education/spoofutorial>

This eBay notice was sent to from eBay International AG based on your account preferences. Your account is registered on www.ebay.com.au. As outlined in our User Agreement, eBay will periodically send you information about site changes and enhancements. To unsubscribe from this notice, change your [notification preferences](#). Please note that it may take up to 5 days to process your request. If you would like to receive this email in text format, change your [notification preferences](#).

To contact eBay, please go to: http://pages.ebay.com.au/help/contact_inline/index.html.
 On the Contact Us page, select the details of your inquiry and click the "Continue" button. Under the heading

This page will show you that you have completed your eBay Registration but you need to activate it. Click on the Activate Your eBay Membership button. If this link does not work follow the instructions below that link.



You will see a final screen to show that your registration is complete and that you have activated your online eBay account.

You can now start to bid and buy.

Good Luck